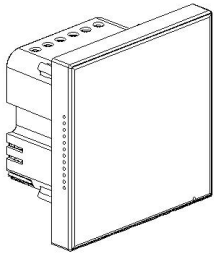


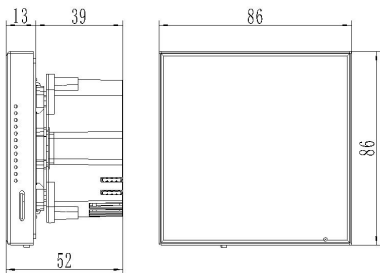
BCK-PTBF-PT04
4-inch Smart Touchscreen



Description

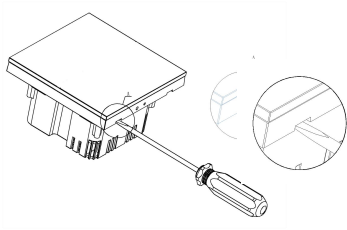
The 4-inch smart control panel is a multifunctional touchscreen device featuring controls for switching, dimming, curtains, air conditioning, floor heating, fresh air, background music, as well as scene control, storage, and editing

Dimensions

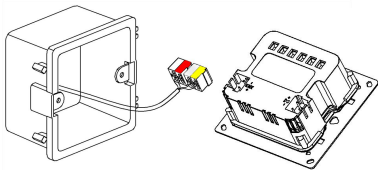


Installation Instructions

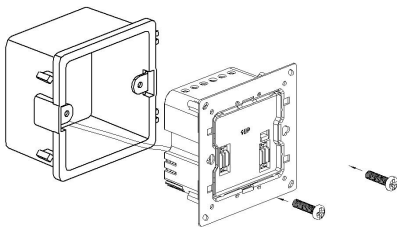
Use an appropriate tool to separate the base and the panel.



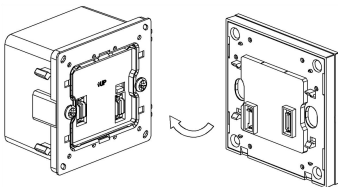
Connect the KNX bus and the auxiliary power supply wires to the corresponding terminals on the panel's base.



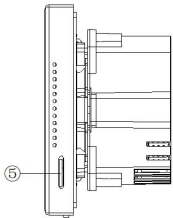
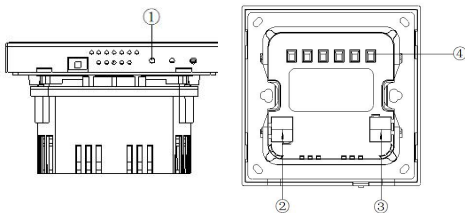
Secure the panel base to the mounting box using 4mm screws (ensure the panel is installed in the correct position and orientation).



Install the panel back onto the base.

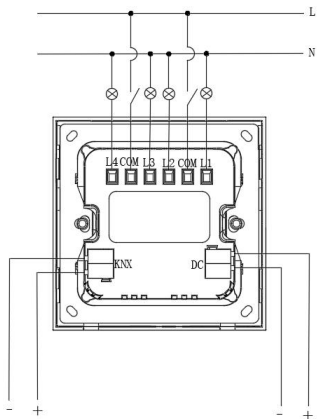


Interface Description



1. Programming Button
2. KNX Port
3. 24V Port
4. Spare Port(Optional)
5. TF Card Upgrade Port

Connection



- ETS Download, Press the device programming button. When the programming indicator light remains solid red, it indicates the device has entered the ready-to-program state.

Technical Specifications

- KNX voltage: 30VDC
- KNX current: ≤10mA
- Auxiliary voltage: 24VDC
- Auxiliary current: <200mA
- Display type: IPS wide-viewing-angle
- Screen size: 4.0 inch
- Resolution: 480x480
- Operating temperature: 5°C to +45°C
- Operating humidity: 10% to 90%RH